



P-3 VOLLEYBALL • Match players ranking

NORCECA FEMENINO 2009
SEMIFINALS




Match: 17 **Date:** 9/26/2009 **Spectators:** 2,500
City: Bayamon, Puerto Rico
Hall: Coliseo Ruben Rodriguez
Match duration: **Start:** 18:00 **End:** 20:17 **Total:** 2:17

Teams	Sets	1	2	3	4	5	Total
DOM	3	21	26	10	25	21	103
USA	2	25	24	25	20	19	113
Set duration		0:24	0:25	0:26	0:23	0:27	2:05




DOM • Republica Dominicana



Spike

Succ. %
Limit: 15.00%


Rk	No	Name	Spikes	Faults	Shots	Total Attempts	Note
1	14	RIVERA Prisilla	14	5	16	35	40.00
2	10	CABRAL Milagros	17	5	24	46	36.96
3	18	DE LA CRUZ Bethania	9	4	19	32	28.13
-	1	VARGAS Annerys	9	2	10	21	
-	3	EVE Lisvel	10	-	7	17	
-	17	MAMBRU Altagracia	2	2	2	6	
-	7	MARTE Niverka	2	-	1	3	
-	5	CASTILLO Brenda	-	-	-	-	
-	6	BINET Ana	-	-	-	-	
-	8	ARIAS Candida	-	-	-	-	
-	11	RODRIGUEZ Jeoselyna	-	-	-	-	
-	12	ECHENIQUE Karla	-	-	-	-	
Others			-	-	-	-	
Total Team			63	18	79	160	39.38



Block

Avg. by set

Rk	No	Name	Kill Blocks	Faults	Rebounds	Total Attempts	Note
1	3	EVE Lisvel	3	3	9	15	0.60
2	10	CABRAL Milagros	2	1	5	8	0.40
2	18	DE LA CRUZ Bethania	2	1	4	7	0.40
2	14	RIVERA Prisilla	2	2	7	11	0.40
5	1	VARGAS Annerys	1	5	17	23	0.20
-	5	CASTILLO Brenda	-	-	-	-	
-	6	BINET Ana	-	-	-	-	
-	7	MARTE Niverka	-	-	1	1	
-	8	ARIAS Candida	-	-	-	-	
-	11	RODRIGUEZ Jeoselyna	-	-	-	-	
-	12	ECHENIQUE Karla	-	-	1	1	
-	17	MAMBRU Altagracia	-	-	-	-	
Others			-	-	-	-	
Total Team			10	12	44	66	2.00



Serve

Avg. by set

Rk	No	Name	Aces	Faults	Serve Hits	Total Attempts	Note
1	18	DE LA CRUZ Bethania	3	2	10	15	0.60
2	14	RIVERA Prisilla	2	1	13	16	0.40
3	10	CABRAL Milagros	1	1	15	17	0.20
-	5	CASTILLO Brenda	-	-	-	-	
-	6	BINET Ana	-	-	3	3	
-	7	MARTE Niverka	-	-	16	16	
-	8	ARIAS Candida	-	-	-	-	
-	12	ECHENIQUE Karla	-	-	2	2	
-	1	VARGAS Annerys	-	3	11	14	
-	3	EVE Lisvel	-	3	11	14	
-	11	RODRIGUEZ Jeoselyna	-	2	2	4	
-	17	MAMBRU Altagracia	-	1	1	2	
Others			-	-	-	-	
Total Team			6	13	84	103	1.20

Team	Opponent errors & Team faults	24	-	24
------	-------------------------------	----	---	----



P-3 VOLLEYBALL • Match players ranking

NORCECA FEMENINO 2009 SEMIFINALS




Match: 17 **Date:** 9/26/2009 **Spectators:** 2,500
City: Bayamon, Puerto Rico
Hall: Coliseo Ruben Rodriguez
Match duration: **Start:** 18:00 **End:** 20:17 **Total:** 2:17

Teams	Sets	1	2	3	4	5	Total
DOM	3	21	26	10	25	21	103
USA	2	25	24	25	20	19	113
Set duration		0:24	0:25	0:26	0:23	0:27	2:05



DOM • Republica Dominicana



Dig

Avg. by set


Rk	No	Name	Digs	Faults	Receptions	Total Attempts	Note
1	5	CASTILLO Brenda	22	9	12	43	4.40
2	10	CABRAL Milagros	11	13	6	30	2.20
3	18	DE LA CRUZ Bethania	9	8	5	22	1.80
4	3	EVE Lisvel	5	3	1	9	1.00
4	14	RIVERA Prisilla	5	14	4	23	1.00
6	7	MARTE Niverka	2	8	2	12	0.40
7	1	VARGAS Annerys	1	1	4	6	0.20
7	6	BINET Ana	1	1	-	2	0.20
-	8	ARIAS Candida	-	-	-	-	
-	11	RODRIGUEZ Jeoselyna	-	-	-	-	
-	17	MAMBRU Altagracia	-	-	1	1	
-	12	ECHENIQUE Karla	-	2	3	5	
Others			-	-	-	-	
Total Team			56	59	38	153	11.20



Set

Avg. by set

Rk	No	Name	Running Sets	Faults	Still Sets	Total Attempts	Note
1	7	MARTE Niverka	11	3	87	101	2.20
2	12	ECHENIQUE Karla	2	2	40	44	0.40
-	1	VARGAS Annerys	-	-	2	2	
-	3	EVE Lisvel	-	-	1	1	
-	6	BINET Ana	-	-	-	-	
-	8	ARIAS Candida	-	-	-	-	
-	10	CABRAL Milagros	-	-	1	1	
-	11	RODRIGUEZ Jeoselyna	-	-	-	-	
-	14	RIVERA Prisilla	-	-	2	2	
-	17	MAMBRU Altagracia	-	-	-	-	
-	18	DE LA CRUZ Bethania	-	-	1	1	
-	5	CASTILLO Brenda	-	1	10	11	
Others			-	-	-	-	
Total Team			13	6	144	163	2.60



Reception

Eff. %
Limit: 25.00%

Rk	No	Name	Excellents	Faults	Serve Receptions	Total Attempts	Note
1	5	CASTILLO Brenda	33	1	11	45	71.11
2	10	CABRAL Milagros	22	3	10	35	54.29
-	14	RIVERA Prisilla	11	1	10	22	
-	6	BINET Ana	1	-	-	1	
-	1	VARGAS Annerys	-	-	-	-	
-	3	EVE Lisvel	-	-	-	-	
-	7	MARTE Niverka	-	-	-	-	
-	8	ARIAS Candida	-	-	-	-	
-	11	RODRIGUEZ Jeoselyna	-	-	-	-	
-	12	ECHENIQUE Karla	-	-	-	-	
-	17	MAMBRU Altagracia	-	-	-	-	
-	18	DE LA CRUZ Bethania	-	-	-	-	
Others			-	-	-	-	
Total Team			67	5	31	103	60.19



P-3 VOLLEYBALL • Match players ranking




NORCECA FEMENINO 2009
SEMIFINALS

Match: 17 **Date:** 9/26/2009 **Spectators:** 2,500
City: Bayamon, Puerto Rico
Hall: Coliseo Ruben Rodriguez
Match duration: **Start:** 18:00 **End:** 20:17 **Total:** 2:17

Teams	Sets	1	2	3	4	5	Total
DOM	3	21	26	10	25	21	103
USA	2	25	24	25	20	19	113
Set duration		0:24	0:25	0:26	0:23	0:27	2:05




USA • Estados Unidos



Spike

Succ. %
Limit: 15.00%


Rk	No	Name	Spikes	Faults	Shots	Total Attempts	Note
1	12	METCALF Nancy	24	4	20	48	50.00
2	8	BARBOZA Cynthia	12	1	19	32	37.50
3	11	LARSON Jordan	7	3	23	33	21.21
-	2	SCOTT Danielle	9	1	8	18	
-	7	BOWN Heather	7	2	7	16	
-	1	FAWCETT Nicole	2	2	5	9	
-	4	BERG Lindsey	1	-	2	3	
-	18	THOMPSON Courtney	-	-	1	1	
-	3	PRESSEY Angela	-	-	-	-	
-	5	SYKORA Stacy	-	-	-	-	
-	13	THOMAS Elisha	-	-	-	-	
-	16	HARMOTTO Christa	-	-	-	-	
Others			-	-	-	-	
Total Team			62	13	85	160	38.75



Block

Avg. by set

Rk	No	Name	Kill Blocks	Faults	Rebounds	Total Attempts	Note
1	7	BOWN Heather	3	2	11	16	0.60
2	11	LARSON Jordan	2	2	6	10	0.40
2	4	BERG Lindsey	2	2	3	7	0.40
2	2	SCOTT Danielle	2	6	9	17	0.40
5	12	METCALF Nancy	1	2	14	17	0.20
5	8	BARBOZA Cynthia	1	3	11	15	0.20
-	1	FAWCETT Nicole	-	-	1	1	
-	3	PRESSEY Angela	-	-	-	-	
-	5	SYKORA Stacy	-	-	-	-	
-	13	THOMAS Elisha	-	-	-	-	
-	16	HARMOTTO Christa	-	-	-	-	
-	18	THOMPSON Courtney	-	-	-	-	
Others			-	-	-	-	
Total Team			11	17	55	83	2.20



Serve

Avg. by set

Rk	No	Name	Aces	Faults	Serve Hits	Total Attempts	Note
1	8	BARBOZA Cynthia	2	-	17	19	0.40
1	11	LARSON Jordan	2	3	18	23	0.40
3	4	BERG Lindsey	1	2	15	18	0.20
-	1	FAWCETT Nicole	-	-	-	-	
-	3	PRESSEY Angela	-	-	-	-	
-	5	SYKORA Stacy	-	-	-	-	
-	13	THOMAS Elisha	-	-	-	-	
-	16	HARMOTTO Christa	-	-	-	-	
-	18	THOMPSON Courtney	-	-	6	6	
-	12	METCALF Nancy	-	1	13	14	
-	2	SCOTT Danielle	-	2	15	17	
-	7	BOWN Heather	-	2	14	16	
Others			-	-	-	-	
Total Team			5	10	98	113	1.00

Team	Opponent errors & Team faults	35	-	35
------	-------------------------------	----	---	----



P-3 VOLLEYBALL • Match players ranking

NORCECA FEMENINO 2009 SEMIFINALS




Match: 17 **Date:** 9/26/2009 **Spectators:** 2,500
City: Bayamon, Puerto Rico
Hall: Coliseo Ruben Rodriguez
Match duration: **Start:** 18:00 **End:** 20:17 **Total:** 2:17

Teams	Sets	1	2	3	4	5	Total
DOM	3	21	26	10	25	21	103
USA	2	25	24	25	20	19	113
Set duration		0:24	0:25	0:26	0:23	0:27	2:05



USA • Estados Unidos



Dig

Avg. by set


Rk	No	Name	Digs	Faults	Receptions	Total Attempts	Note
1	5	SYKORA Stacy	15	17	8	40	3.00
2	12	METCALF Nancy	10	7	10	27	2.00
3	8	BARBOZA Cynthia	9	8	6	23	1.80
4	11	LARSON Jordan	7	7	7	21	1.40
5	4	BERG Lindsey	5	9	8	22	1.00
6	2	SCOTT Danielle	4	2	3	9	0.80
7	7	BOWN Heather	1	2	4	7	0.20
7	18	THOMPSON Courtney	1	4	1	6	0.20
-	1	FAWCETT Nicole	-	-	-	-	
-	3	PRESSEY Angela	-	-	-	-	
-	13	THOMAS Elisha	-	-	1	1	
-	16	HARMOTTO Christa	-	-	-	-	
Others			-	-	-	-	
Total Team			52	56	48	156	10.40



Set

Avg. by set

Rk	No	Name	Running Sets	Faults	Still Sets	Total Attempts	Note
1	4	BERG Lindsey	34	-	77	111	6.80
2	18	THOMPSON Courtney	4	1	16	21	0.80
-	1	FAWCETT Nicole	-	-	1	1	
-	2	SCOTT Danielle	-	-	2	2	
-	3	PRESSEY Angela	-	-	-	-	
-	5	SYKORA Stacy	-	-	3	3	
-	8	BARBOZA Cynthia	-	-	3	3	
-	11	LARSON Jordan	-	-	-	-	
-	12	METCALF Nancy	-	-	2	2	
-	13	THOMAS Elisha	-	-	-	-	
-	16	HARMOTTO Christa	-	-	-	-	
-	7	BOWN Heather	-	1	1	2	
Others			-	-	-	-	
Total Team			38	2	105	145	7.60



Reception

Eff. %
Limit: 25.00%

Rk	No	Name	Excellents	Faults	Serve Receptions	Total Attempts	Note
1	11	LARSON Jordan	22	1	6	29	72.41
2	5	SYKORA Stacy	26	1	8	35	71.43
3	8	BARBOZA Cynthia	15	2	6	23	56.52
-	1	FAWCETT Nicole	1	-	-	1	
-	12	METCALF Nancy	1	-	-	1	
-	2	SCOTT Danielle	-	-	-	-	
-	3	PRESSEY Angela	-	-	-	-	
-	7	BOWN Heather	-	-	-	-	
-	13	THOMAS Elisha	-	-	-	-	
-	16	HARMOTTO Christa	-	-	-	-	
-	18	THOMPSON Courtney	-	-	-	-	
-	4	BERG Lindsey	-	1	-	1	
Others			-	-	-	-	
Total Team			65	5	20	90	66.67