



# P-3 VOLLEYBALL • Match players ranking




## Campeonato Continental Masculino 2009 Finals (Places 3-4)

**Match:** 21 **Date:** 10/17/2009 **Spectators:** 4,500  
**City:** Bayamon, Puerto Rico  
**Hall:** Coliseo Ruben Rodriguez  
**Match duration:** **Start:** 19:03 **End:** 21:25 **Total:** 2:22

| Teams               | Sets     | 1    | 2    | 3    | 4    | 5    | Total |
|---------------------|----------|------|------|------|------|------|-------|
| <b>CAN</b>          | <b>2</b> | 16   | 26   | 20   | 25   | 9    | 96    |
| <b>PUR</b>          | <b>3</b> | 25   | 24   | 25   | 22   | 15   | 111   |
| <b>Set duration</b> |          | 0:22 | 0:31 | 0:27 | 0:27 | 0:15 | 2:02  |




## CAN • CANADA



**Spike**

Succ. %  
Limit: 15.00%

| Rk                | No | Name                   | Spikes | Faults | Shots | Total Attempts | Note  |
|-------------------|----|------------------------|--------|--------|-------|----------------|-------|
| 1                 | 1  | MAINVILLE Louis-Pierre | 15     | 2      | 12    | 29             | 51.72 |
| 2                 | 3  | GOTCH Stephen          | 17     | 2      | 18    | 37             | 45.95 |
| 3                 | 16 | SCHMULAND Joel         | 14     | 4      | 26    | 44             | 31.82 |
| -                 | 18 | WIENS Michael          | 3      | 1      | 3     | 7              |       |
| -                 | 14 | DUFF Justin            | 2      | 1      | 3     | 6              |       |
| -                 | 11 | GROENVELD Nathan       | 2      | -      | 3     | 5              |       |
| -                 | 7  | GOURLAY Tim            | -      | -      | 2     | 2              |       |
| -                 | 5  | WIEBE Richard          | -      | -      | -     | -              |       |
| -                 | 6  | FAUCHER Olivier        | -      | -      | -     | -              |       |
| -                 | 8  | PEHAR Brock            | -      | -      | -     | -              |       |
| -                 | 9  | KRAUSE Jared           | -      | -      | -     | -              |       |
| -                 | 13 | SMALL Joel             | -      | -      | -     | -              |       |
| -                 | 19 | RAYMOND Benoit         | -      | -      | -     | -              |       |
| <b>Others</b>     |    |                        | -      | -      | -     | -              |       |
| <b>Total Team</b> |    |                        | 53     | 10     | 67    | 130            | 40.77 |



**Block**

Avg. by set

| Rk                | No | Name                   | Kill Blocks | Faults | Rebounds | Total Attempts | Note |
|-------------------|----|------------------------|-------------|--------|----------|----------------|------|
| 1                 | 16 | SCHMULAND Joel         | 2           | -      | 9        | 11             | 0.40 |
| 1                 | 18 | WIENS Michael          | 2           | 4      | 14       | 20             | 0.40 |
| 1                 | 11 | GROENVELD Nathan       | 2           | 3      | 9        | 14             | 0.40 |
| 1                 | 1  | MAINVILLE Louis-Pierre | 2           | 5      | 6        | 13             | 0.40 |
| 5                 | 3  | GOTCH Stephen          | 1           | 1      | 3        | 5              | 0.20 |
| 5                 | 14 | DUFF Justin            | 1           | 2      | 5        | 8              | 0.20 |
| -                 | 5  | WIEBE Richard          | -           | -      | -        | -              |      |
| -                 | 6  | FAUCHER Olivier        | -           | -      | 5        | 5              |      |
| -                 | 7  | GOURLAY Tim            | -           | -      | -        | -              |      |
| -                 | 8  | PEHAR Brock            | -           | -      | -        | -              |      |
| -                 | 13 | SMALL Joel             | -           | -      | -        | -              |      |
| -                 | 19 | RAYMOND Benoit         | -           | -      | -        | -              |      |
| -                 | 9  | KRAUSE Jared           | -           | 1      | 1        | 2              |      |
| <b>Others</b>     |    |                        | -           | -      | -        | -              |      |
| <b>Total Team</b> |    |                        | 10          | 16     | 52       | 78             | 2.00 |



# P-3 VOLLEYBALL • Match players ranking




Campeonato Continental Masculino 2009  
Finals (Places 3-4)

**Match:** 21 **Date:** 10/17/2009 **Spectators:** 4,500  
**City:** Bayamon, Puerto Rico  
**Hall:** Coliseo Ruben Rodriguez  
**Match duration:** **Start:** 19:03 **End:** 21:25 **Total:** 2:22

| Teams               | Sets     | 1    | 2    | 3    | 4    | 5    | Total |
|---------------------|----------|------|------|------|------|------|-------|
| <b>CAN</b>          | <b>2</b> | 16   | 26   | 20   | 25   | 9    | 96    |
| <b>PUR</b>          | <b>3</b> | 25   | 24   | 25   | 22   | 15   | 111   |
| <b>Set duration</b> |          | 0:22 | 0:31 | 0:27 | 0:27 | 0:15 | 2:02  |



## CAN • CANADA




**Serve**

Avg. by set

| Rk                | No | Name                   | Aces | Faults | Serve Hits | Total Attempts | Note |
|-------------------|----|------------------------|------|--------|------------|----------------|------|
| 1                 | 1  | MAINVILLE Louis-Pierre | 1    | -      | 15         | 16             | 0.20 |
| 1                 | 16 | SCHMULAND Joel         | 1    | 3      | 14         | 18             | 0.20 |
| -                 | 5  | WIEBE Richard          | -    | -      | -          | -              |      |
| -                 | 6  | FAUCHER Olivier        | -    | -      | 18         | 18             |      |
| -                 | 7  | GOURLAY Tim            | -    | -      | 2          | 2              |      |
| -                 | 8  | PEHAR Brock            | -    | -      | -          | -              |      |
| -                 | 9  | KRAUSE Jared           | -    | -      | 1          | 1              |      |
| -                 | 13 | SMALL Joel             | -    | -      | -          | -              |      |
| -                 | 18 | WIENS Michael          | -    | -      | 8          | 8              |      |
| -                 | 19 | RAYMOND Benoit         | -    | -      | -          | -              |      |
| -                 | 3  | GOTCH Stephen          | -    | 2      | 11         | 13             |      |
| -                 | 14 | DUFF Justin            | -    | 2      | 6          | 8              |      |
| -                 | 11 | GROENVELD Nathan       | -    | 4      | 8          | 12             |      |
| <b>Others</b>     |    |                        | -    | -      | -          | -              |      |
| <b>Total Team</b> |    |                        | 2    | 11     | 83         | 96             | 0.40 |

### Team

|                               |    |   |  |    |  |
|-------------------------------|----|---|--|----|--|
| Opponent errors & Team faults | 31 | - |  | 31 |  |
|-------------------------------|----|---|--|----|--|



**Dig**

Avg. by set

| Rk                | No | Name                   | Digs | Faults | Receptions | Total Attempts | Note |
|-------------------|----|------------------------|------|--------|------------|----------------|------|
| 1                 | 19 | RAYMOND Benoit         | 11   | 17     | 12         | 40             | 2.20 |
| 2                 | 1  | MAINVILLE Louis-Pierre | 10   | 9      | 5          | 24             | 2.00 |
| 3                 | 6  | FAUCHER Olivier        | 5    | 12     | 5          | 22             | 1.00 |
| 4                 | 11 | GROENVELD Nathan       | 3    | 2      | -          | 5              | 0.60 |
| 4                 | 3  | GOTCH Stephen          | 3    | 10     | 6          | 19             | 0.60 |
| 6                 | 16 | SCHMULAND Joel         | 2    | 9      | 5          | 16             | 0.40 |
| 7                 | 18 | WIENS Michael          | 1    | 1      | 2          | 4              | 0.20 |
| 7                 | 14 | DUFF Justin            | 1    | 2      | -          | 3              | 0.20 |
| -                 | 5  | WIEBE Richard          | -    | -      | -          | -              |      |
| -                 | 7  | GOURLAY Tim            | -    | -      | -          | -              |      |
| -                 | 8  | PEHAR Brock            | -    | -      | -          | -              |      |
| -                 | 13 | SMALL Joel             | -    | -      | -          | -              |      |
| -                 | 9  | KRAUSE Jared           | -    | 1      | -          | 1              |      |
| <b>Others</b>     |    |                        | -    | -      | -          | -              |      |
| <b>Total Team</b> |    |                        | 36   | 63     | 35         | 134            | 7.20 |



# P-3 VOLLEYBALL • Match players ranking




## Campeonato Continental Masculino 2009 Finals (Places 3-4)

**Match:** 21 **Date:** 10/17/2009 **Spectators:** 4,500  
**City:** Bayamon, Puerto Rico  
**Hall:** Coliseo Ruben Rodriguez  
**Match duration:** **Start:** 19:03 **End:** 21:25 **Total:** 2:22

| Teams               | Sets     | 1    | 2    | 3    | 4    | 5    | Total |
|---------------------|----------|------|------|------|------|------|-------|
| <b>CAN</b>          | <b>2</b> | 16   | 26   | 20   | 25   | 9    | 96    |
| <b>PUR</b>          | <b>3</b> | 25   | 24   | 25   | 22   | 15   | 111   |
| <b>Set duration</b> |          | 0:22 | 0:31 | 0:27 | 0:27 | 0:15 | 2:02  |




## CAN • CANADA



**Set**

Avg. by set

| Rk                | No | Name                   | Running Sets | Faults | Still Sets | Total Attempts | Note |
|-------------------|----|------------------------|--------------|--------|------------|----------------|------|
| 1                 | 6  | FAUCHER Olivier        | 32           | 1      | 67         | 100            | 6.40 |
| 2                 | 9  | KRAUSE Jared           | 1            | -      | 7          | 8              | 0.20 |
| -                 | 1  | MAINVILLE Louis-Pierre | -            | -      | 4          | 4              |      |
| -                 | 3  | GOTCH Stephen          | -            | -      | -          | -              |      |
| -                 | 5  | WIEBE Richard          | -            | -      | -          | -              |      |
| -                 | 7  | GOURLAY Tim            | -            | -      | -          | -              |      |
| -                 | 8  | PEHAR Brock            | -            | -      | -          | -              |      |
| -                 | 13 | SMALL Joel             | -            | -      | -          | -              |      |
| -                 | 14 | DUFF Justin            | -            | -      | -          | -              |      |
| -                 | 16 | SCHMULAND Joel         | -            | -      | 5          | 5              |      |
| -                 | 18 | WIENS Michael          | -            | -      | -          | -              |      |
| -                 | 19 | RAYMOND Benoit         | -            | 1      | 10         | 11             |      |
| -                 | 11 | GROENVELD Nathan       | -            | 1      | -          | 1              |      |
| <b>Others</b>     |    |                        | -            | -      | -          | -              |      |
| <b>Total Team</b> |    |                        | 33           | 3      | 93         | 129            | 6.60 |



**Reception**

Eff. %  
Limit: 25.00%

| Rk                | No | Name                   | Excellents | Faults | Serve Receptions | Total Attempts | Note  |
|-------------------|----|------------------------|------------|--------|------------------|----------------|-------|
| 1                 | 1  | MAINVILLE Louis-Pierre | 16         | 2      | 9                | 27             | 51.85 |
| 2                 | 19 | RAYMOND Benoit         | 20         | 3      | 11               | 34             | 50.00 |
| 3                 | 3  | GOTCH Stephen          | 11         | 3      | 14               | 28             | 28.57 |
| -                 | 7  | GOURLAY Tim            | -          | -      | 2                | 2              |       |
| -                 | 18 | WIENS Michael          | -          | -      | 1                | 1              |       |
| -                 | 5  | WIEBE Richard          | -          | -      | -                | -              |       |
| -                 | 6  | FAUCHER Olivier        | -          | -      | -                | -              |       |
| -                 | 8  | PEHAR Brock            | -          | -      | -                | -              |       |
| -                 | 9  | KRAUSE Jared           | -          | -      | -                | -              |       |
| -                 | 11 | GROENVELD Nathan       | -          | -      | -                | -              |       |
| -                 | 13 | SMALL Joel             | -          | -      | -                | -              |       |
| -                 | 14 | DUFF Justin            | -          | -      | -                | -              |       |
| -                 | 16 | SCHMULAND Joel         | -          | -      | -                | -              |       |
| <b>Others</b>     |    |                        | -          | -      | -                | -              |       |
| <b>Total Team</b> |    |                        | 47         | 8      | 37               | 92             | 42.39 |



# P-3 VOLLEYBALL • Match players ranking




## Campeonato Continental Masculino 2009 Finals (Places 3-4)

**Match:** 21 **Date:** 10/17/2009 **Spectators:** 4,500  
**City:** Bayamon, Puerto Rico  
**Hall:** Coliseo Ruben Rodriguez  
**Match duration:** **Start:** 19:03 **End:** 21:25 **Total:** 2:22

| Teams               | Sets     | 1    | 2    | 3    | 4    | 5    | Total |
|---------------------|----------|------|------|------|------|------|-------|
| <b>CAN</b>          | <b>2</b> | 16   | 26   | 20   | 25   | 9    | 96    |
| <b>PUR</b>          | <b>3</b> | 25   | 24   | 25   | 22   | 15   | 111   |
| <b>Set duration</b> |          | 0:22 | 0:31 | 0:27 | 0:27 | 0:15 | 2:02  |




## PUR • PUERTO RICO



**Spike**

Succ. %  
Limit: 15.00%

| Rk                | No | Name              | Spikes | Faults | Shots | Total Attempts | Note  |
|-------------------|----|-------------------|--------|--------|-------|----------------|-------|
| 1                 | 9  | RODRIGUEZ Luis    | 18     | -      | 5     | 23             | 78.26 |
| 2                 | 4  | RIVERA Victor     | 16     | 1      | 12    | 29             | 55.17 |
| 3                 | 12 | SOTO Hector       | 16     | 6      | 23    | 45             | 35.56 |
| 4                 | 1  | RIVERA Jose       | 8      | 5      | 12    | 25             | 32.00 |
| -                 | 15 | ESCALANTE Enrique | 15     | 2      | 3     | 20             |       |
| -                 | 6  | PEREZ Angel       | 1      | -      | -     | 1              |       |
| -                 | 2  | BERRIOS Gregory   | -      | -      | -     | -              |       |
| -                 | 5  | BIRD Victor       | -      | -      | -     | -              |       |
| -                 | 8  | ESTEVEZ Rene      | -      | -      | -     | -              |       |
| -                 | 10 | PEREZ Ivan        | -      | -      | -     | -              |       |
| -                 | 13 | MATIAS Alexis     | -      | -      | -     | -              |       |
| -                 | 14 | MORALES Fernando  | -      | -      | -     | -              |       |
| -                 | 18 | AQUINO Edwin      | -      | -      | -     | -              |       |
| -                 | 19 | PAPALEO Raul      | -      | -      | -     | -              |       |
| <b>Others</b>     |    |                   | -      | -      | -     | -              |       |
| <b>Total Team</b> |    |                   | 74     | 14     | 55    | 143            | 51.75 |



**Block**

Avg. by set

| Rk                | No | Name              | Kill Blocks | Faults | Rebounds | Total Attempts | Note |
|-------------------|----|-------------------|-------------|--------|----------|----------------|------|
| 1                 | 1  | RIVERA Jose       | 2           | -      | 1        | 3              | 0.40 |
| 1                 | 15 | ESCALANTE Enrique | 2           | 2      | 9        | 13             | 0.40 |
| 1                 | 4  | RIVERA Victor     | 2           | 2      | 6        | 10             | 0.40 |
| 4                 | 9  | RODRIGUEZ Luis    | 1           | 4      | 12       | 17             | 0.20 |
| 4                 | 6  | PEREZ Angel       | 1           | 6      | 7        | 14             | 0.20 |
| -                 | 2  | BERRIOS Gregory   | -           | -      | -        | -              |      |
| -                 | 5  | BIRD Victor       | -           | -      | -        | -              |      |
| -                 | 8  | ESTEVEZ Rene      | -           | -      | -        | -              |      |
| -                 | 10 | PEREZ Ivan        | -           | -      | -        | -              |      |
| -                 | 13 | MATIAS Alexis     | -           | -      | -        | -              |      |
| -                 | 14 | MORALES Fernando  | -           | -      | -        | -              |      |
| -                 | 18 | AQUINO Edwin      | -           | -      | -        | -              |      |
| -                 | 19 | PAPALEO Raul      | -           | -      | -        | -              |      |
| -                 | 12 | SOTO Hector       | -           | 4      | 11       | 15             |      |
| <b>Others</b>     |    |                   | -           | -      | -        | -              |      |
| <b>Total Team</b> |    |                   | 8           | 18     | 46       | 72             | 1.60 |



# P-3 VOLLEYBALL • Match players ranking



Campeonato Continental Masculino 2009  
Finals (Places 3-4)

**Match:** 21 **Date:** 10/17/2009 **Spectators:** 4,500  
**City:** Bayamon, Puerto Rico  
**Hall:** Coliseo Ruben Rodriguez  
**Match duration:** **Start:** 19:03 **End:** 21:25 **Total:** 2:22

| Teams               | Sets     | 1    | 2    | 3    | 4    | 5    | Total |
|---------------------|----------|------|------|------|------|------|-------|
| <b>CAN</b>          | <b>2</b> | 16   | 26   | 20   | 25   | 9    | 96    |
| <b>PUR</b>          | <b>3</b> | 25   | 24   | 25   | 22   | 15   | 111   |
| <b>Set duration</b> |          | 0:22 | 0:31 | 0:27 | 0:27 | 0:15 | 2:02  |



## PUR • PUERTO RICO



### Serve

Avg. by set

| Rk                | No | Name              | Aces | Faults | Serve Hits | Total Attempts | Note |
|-------------------|----|-------------------|------|--------|------------|----------------|------|
| 1                 | 15 | ESCALANTE Enrique | 4    | 5      | 12         | 21             | 0.80 |
| 2                 | 12 | SOTO Hector       | 2    | 5      | 12         | 19             | 0.40 |
| 3                 | 6  | PEREZ Angel       | 1    | 1      | 11         | 13             | 0.20 |
| 3                 | 4  | RIVERA Victor     | 1    | 2      | 13         | 16             | 0.20 |
| 3                 | 1  | RIVERA Jose       | 1    | 3      | 19         | 23             | 0.20 |
| -                 | 2  | BERRIOS Gregory   | -    | -      | -          | -              |      |
| -                 | 5  | BIRD Victor       | -    | -      | -          | -              |      |
| -                 | 8  | ESTEVEZ Rene      | -    | -      | -          | -              |      |
| -                 | 10 | PEREZ Ivan        | -    | -      | -          | -              |      |
| -                 | 13 | MATIAS Alexis     | -    | -      | 4          | 4              |      |
| -                 | 14 | MORALES Fernando  | -    | -      | -          | -              |      |
| -                 | 18 | AQUINO Edwin      | -    | -      | -          | -              |      |
| -                 | 19 | PAPALEO Raul      | -    | -      | -          | -              |      |
| -                 | 9  | RODRIGUEZ Luis    | -    | 3      | 12         | 15             |      |
| <b>Others</b>     |    |                   | -    | -      | -          | -              |      |
| <b>Total Team</b> |    |                   | 9    | 19     | 83         | 111            | 1.80 |

### Team

|                               |    |   |  |    |  |
|-------------------------------|----|---|--|----|--|
| Opponent errors & Team faults | 20 | - |  | 20 |  |
|-------------------------------|----|---|--|----|--|



### Dig

Avg. by set

| Rk                | No | Name              | Digs | Faults | Receptions | Total Attempts | Note  |
|-------------------|----|-------------------|------|--------|------------|----------------|-------|
| 1                 | 6  | PEREZ Angel       | 15   | 4      | 9          | 28             | 3.00  |
| 1                 | 2  | BERRIOS Gregory   | 15   | 10     | 8          | 33             | 3.00  |
| 3                 | 4  | RIVERA Victor     | 7    | 7      | 11         | 25             | 1.40  |
| 4                 | 1  | RIVERA Jose       | 6    | 12     | 9          | 27             | 1.20  |
| 5                 | 12 | SOTO Hector       | 5    | 5      | 6          | 16             | 1.00  |
| 6                 | 9  | RODRIGUEZ Luis    | 3    | 4      | 7          | 14             | 0.60  |
| -                 | 5  | BIRD Victor       | -    | -      | -          | -              |       |
| -                 | 8  | ESTEVEZ Rene      | -    | -      | -          | -              |       |
| -                 | 10 | PEREZ Ivan        | -    | -      | -          | -              |       |
| -                 | 14 | MORALES Fernando  | -    | -      | -          | -              |       |
| -                 | 15 | ESCALANTE Enrique | -    | -      | -          | -              |       |
| -                 | 18 | AQUINO Edwin      | -    | -      | -          | -              |       |
| -                 | 19 | PAPALEO Raul      | -    | -      | -          | -              |       |
| -                 | 13 | MATIAS Alexis     | -    | 1      | 1          | 2              |       |
| <b>Others</b>     |    |                   | -    | -      | -          | -              |       |
| <b>Total Team</b> |    |                   | 51   | 43     | 51         | 145            | 10.20 |



# P-3 VOLLEYBALL • Match players ranking




Campeonato Continental Masculino 2009  
Finals (Places 3-4)

**Match:** 21 **Date:** 10/17/2009 **Spectators:** 4,500  
**City:** Bayamon, Puerto Rico  
**Hall:** Coliseo Ruben Rodriguez  
**Match duration:** **Start:** 19:03 **End:** 21:25 **Total:** 2:22

| Teams               | Sets     | 1    | 2    | 3    | 4    | 5    | Total |
|---------------------|----------|------|------|------|------|------|-------|
| <b>CAN</b>          | <b>2</b> | 16   | 26   | 20   | 25   | 9    | 96    |
| <b>PUR</b>          | <b>3</b> | 25   | 24   | 25   | 22   | 15   | 111   |
| <b>Set duration</b> |          | 0:22 | 0:31 | 0:27 | 0:27 | 0:15 | 2:02  |




## PUR • PUERTO RICO



**Set**

Avg. by set

| Rk                | No | Name              | Running Sets | Faults | Still Sets | Total Attempts | Note |
|-------------------|----|-------------------|--------------|--------|------------|----------------|------|
| 1                 | 6  | PEREZ Angel       | 42           | -      | 76         | 118            | 8.40 |
| -                 | 1  | RIVERA Jose       | -            | -      | 7          | 7              |      |
| -                 | 2  | BERRIOS Gregory   | -            | -      | -          | -              |      |
| -                 | 4  | RIVERA Victor     | -            | -      | 2          | 2              |      |
| -                 | 5  | BIRD Victor       | -            | -      | -          | -              |      |
| -                 | 8  | ESTEVEZ Rene      | -            | -      | -          | -              |      |
| -                 | 9  | RODRIGUEZ Luis    | -            | -      | 5          | 5              |      |
| -                 | 10 | PEREZ Ivan        | -            | -      | -          | -              |      |
| -                 | 12 | SOTO Hector       | -            | -      | -          | -              |      |
| -                 | 13 | MATIAS Alexis     | -            | -      | -          | -              |      |
| -                 | 14 | MORALES Fernando  | -            | -      | -          | -              |      |
| -                 | 15 | ESCALANTE Enrique | -            | -      | 2          | 2              |      |
| -                 | 18 | AQUINO Edwin      | -            | -      | -          | -              |      |
| -                 | 19 | PAPALEO Raul      | -            | -      | -          | -              |      |
| <b>Others</b>     |    |                   | -            | -      | -          | -              |      |
| <b>Total Team</b> |    |                   | 42           | -      | 92         | 134            | 8.40 |



**Reception**

Eff. %  
Limit: 25.00%

| Rk                | No | Name              | Excellents | Faults | Serve Receptions | Total Attempts | Note  |
|-------------------|----|-------------------|------------|--------|------------------|----------------|-------|
| 1                 | 2  | BERRIOS Gregory   | 28         | 1      | 7                | 36             | 75.00 |
| 2                 | 4  | RIVERA Victor     | 17         | -      | 10               | 27             | 62.96 |
| -                 | 1  | RIVERA Jose       | 17         | 1      | 2                | 20             |       |
| -                 | 9  | RODRIGUEZ Luis    | 2          | -      | -                | 2              |       |
| -                 | 5  | BIRD Victor       | -          | -      | -                | -              |       |
| -                 | 6  | PEREZ Angel       | -          | -      | -                | -              |       |
| -                 | 8  | ESTEVEZ Rene      | -          | -      | -                | -              |       |
| -                 | 10 | PEREZ Ivan        | -          | -      | -                | -              |       |
| -                 | 12 | SOTO Hector       | -          | -      | -                | -              |       |
| -                 | 13 | MATIAS Alexis     | -          | -      | -                | -              |       |
| -                 | 14 | MORALES Fernando  | -          | -      | -                | -              |       |
| -                 | 15 | ESCALANTE Enrique | -          | -      | -                | -              |       |
| -                 | 18 | AQUINO Edwin      | -          | -      | -                | -              |       |
| -                 | 19 | PAPALEO Raul      | -          | -      | -                | -              |       |
| <b>Others</b>     |    |                   | -          | -      | -                | -              |       |
| <b>Total Team</b> |    |                   | 64         | 2      | 19               | 85             | 72.94 |